

The United States of America:
Peter Kwasny Inc.
62-64 Enter Lane,
Islandia, NY 11749

Distributed in

Canada by
Peter Kwasny Spraypaint Canada Inc.
2275 Lakeshore Blvd. West, Suite 530
Toronto, ON. M8V 3Y3

Toll free North America
Phone: 1-844-426-6330 / Fax: 1-866-226-6434
order@kwasny.us / service@kwasny.us
www.spraymax.com

SprayMax®
2K DTS Sealer Medium Gray
239 g NET WT. 8.4 oz
Art. Nr. 3684262



Product

Description / Purpose

2K Direct-To-Substrate Primer. Excellent adhesion to metal and to most plastics surfaces. Can be sanded or topcoated wet on wet.

Properties

- Very good adhesion and corrosion protection
- Fast drying
- Can be applied under body filler
- Can be topcoated with water or solventborne basecoats or single stage topcoats

Material base

Two-component acrylic resins
Activator: aliphatic isocyanates

Colour

Medium Gray

Solid content

approx. 40 - 50 % by weight relating to the diluted paint

EPA Coating Category

ABP Auto Body Primer
PWR Limit 1.55

CARB Aerosol Rule Coating Category (01/2017)

TCC Two Component Coatings
PWR Limit 1.20

Substrate

Steel (cleaned and sanded)

Galvanised steel (hot-galvanised, strip galvanised and electro-galvanised cleaned and sanded)

Aluminium, soft aluminium (cleaned and sanded)

All conventional plastics separating agent-free, fibre-reinforced plastics (cleaned and sanded)

Polyester surfaces (cleaned and sanded)

E-coat (cleaned and sanded)

Old paint and factory paint (cleaned and sanded)

The damaged area must be dry and free of grease and dust and all rust needs to be removed.

Processing

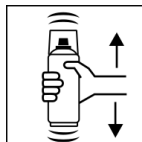
Protection measures



Wear personal protection equipment. (respiratory mask / gloves / goggles)

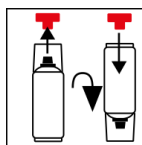
For more information, see safety data sheet.

Shake



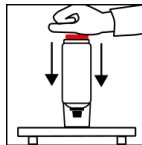
Before activating, shake can thoroughly for 2 minutes again from when the mixing balls are heard.

Place red button



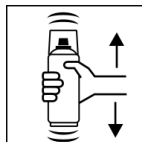
Remove the red button from the cap. Turn the can by 180° and fit the button onto the pin.

Press red button



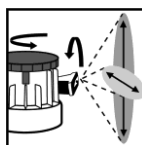
Turn the can upside down and place on a firm surface. Press the red button with the palm of your hand until it clicks into place.

Shake




After activating, shake can again thoroughly for 2 minutes, again from when the mixing balls are heard.

Adjustable Nozzle



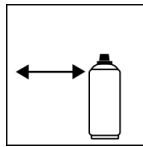
Set the variable spray nozzle to the size and pattern of the damage.

Spray to test



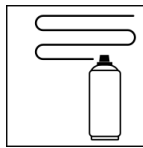
After shaking the can, test spray and check compatibility with the surface and the colour.

Spraying distance



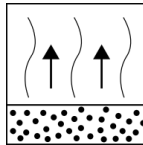
6 - 8 inches / 15 - 20 cm

Spray passes



Dry film thickness 2.4 - 2.8 mil (60 - 70 µm)
(approx. 2- 3 spray coats)

Flash-off time



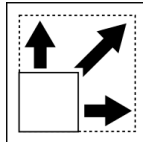
Flash time: approx. 5 - 10 min between each spray coat (until matt)

Processing conditions



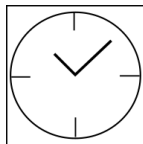
Optimum application at 64° F - 77° F (18° C - 25° C) and a relative humidity from 40 - 50 %.

Coverage



approx. 5.8 sq ft (0,5 m²) / aerosol at
approx. 2.0 mil (50 µm) dry film thickness

Drying



dust dry: 17 min
dry to touch: 1,5 h
Ready for sanding:
18 hours at 68° F (20° C), 50 min at 140° F (60° C)


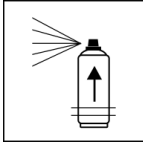
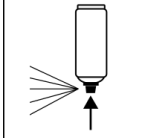
The stated values refer to the above-mentioned processing conditions. The level of dryness is determined pursuant to DIN 53150.





IR- drying possible,
Observe equipment description

Continue

Can be topcoated with all conventional 1K or 2K top coats, and solvent and water-based paints and 2K UP products.

| | | |
|-----------------|---|---|
| Pot life |  | <p>Wet sanding with P 600 - P 800 or dry sanding with P 600 - P 1000</p> |
| Finish |  | <p>Approx. 12 h at 68° F (20° C) room temperature and a relative humidity of approx. 40 - 50 %.</p> <p>The processing time depends on the ambient temperature. Higher temperatures reduce the pot life, lower temperatures will prolong it.</p> |
| Finish |  | <p>After painting, turn the can upside down and spray the valve until empty.</p> |

Additional Information

| | | |
|-------------------|---|--|
| Shelf Life |  | <p>36 months (not activated)</p> <p>The usage period refers to an unused can that is stored correctly at a temperature of 68° F / 20° C and a relative humidity below 60%. The can must be stored and transported in an upright position in a dry place where it is protected against chemical and mechanical influences. The safety information on the can and all statutory provisions applicable for the storage site must be observed.</p> |
| Disposal |  | <p>The completely emptied spray cans must be dis- posed of in the recycling system. Cans with hardened material must be disposed of as special waste.</p> |

Note For professional use only.
Identification, see safety data sheet.

The contents in this technical data sheet were created with great care and reflect our current state of knowledge. They provide the user with application-specific information and do not promise certain properties. The information is non-binding and we accept no liability for its integrity, accuracy and completeness. They do not relieve the user of their duty to check the suitability of our product for the intended purpose. The warnings printed on our labels must be respected. Our brands and patents are protected by copyright. All rights reserved. We reserve the right to update, amend or supplement the content of the information without prior notice.