

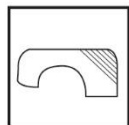
PRODUCT: Rage® OPTEX™

PART

NUMBER:	100135	Gallon	4 units/case
	100137	3- Gallon Pail	1 each

DESCRIPTION: Rage® OPTEX™ is the world’s best sanding body filler. Its unparalleled sanding qualities are a result of the patented EcoResin™. Rage® OPTEX™ uses a new patent pending color change technology that optically transitions from pink to a light gray-green. Its non-sag formula has excellent filling properties, while eliminating the need for finishing putty. Rage® OPTEX™ is part of the Metalworks® system.

APPROVED SUBSTRATES:




- Steel
- Stainless Steel
- SMC
- Fiberglass
- Galvanized Steel
- Aluminum
- *Sanded OEM Paint
- Silicon Bronze Welds

NOTE: For structural repairs prone to high degrees of stress and flexibility, use a fiber reinforced filler such as Everglass®, Kitty Hair® or Fiber Tech®.

* EcoResin™ products are warranted when applied to cured sanded OEM automotive finishes that have been properly cleaned as per the Evercoat Repair Process and prepared with 180-220 grit before the application, then finish sanded with equal or finer grits.

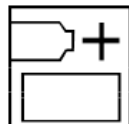
PREPARATION:



- Clean and degrease the entire panel to be repaired with soap and water, followed by a mild cleaning solvent. Thoroughly dry the surface before repairing.
- Keep the repair area small. Use 80-180 grit to remove the paint and featheredge with 180.

NOTE: Smaller repairs on OEM Paint can be prepared with 180 grit

MIXING:



- Stir the filler before using. Knead the cream hardener.
- Measure hardener 2% by weight (add a ribbon of cream hardener from edge to edge across the center of a 4” diameter puddle).
- Puddles larger than 4” (10 cm) in diameter will require additional hardener. Mix thoroughly until uniform color is achieved.

APPLICATION:



- Apply in layers with even firm pressure.
- Do not apply all at once.
- The repair will gradually change colors from pink to a light gray-green, indicating the repair is dry and ready to sand.

FINISH:



- Sand body filler with 80-180 grit sandpaper.
- If necessary, re-apply to fill any pinholes or low spots, allow filler to dry and then sand with 180 grit sandpaper.
- Finish sand with 180 grit.
** Allow minimum of 20 minutes sanding time over silicon bronze welds.*

NOTE:

For optimum performance apply 440 Express before applying primer surfacer.

TECHNICAL SPECIFICATIONS:

▪ Appearance	Pink paste
▪ VOC	Refer to Section 9 of the Safety Data Sheet
▪ Relative Density	Refer to Section 9 of the Safety Data Sheet
▪ Sand Time	16-20 min.
▪ Max Recommended Thickness (sanded)	1/4 inch (6mm)

NOTE:

Properties are typical values and should not be considered as sales specifications. Physical testing performed @ -72°F (22°C) / 75% RH unless otherwise noted.

SAFETY & HANDLING:

Read all directions and warnings prior to using Evercoat® products. Safety Data Sheets can be found online at evercoat.com.

NOTES:

Never return mixed filler to can

Keep can closed and store in a cool dry place

USE WITH EVERCOAT CREAM HARDENER ONLY!